




**Painting I (Master)**

Teacher: Kari HalkerSaathoff

**September 2020**

<b>Content</b>	<b>Skills</b>	<b>Learning Targets</b>	<b>Assessment</b>	<b>Resources &amp; Technology</b>
<p><b>CEQ: What is Painting?</b></p> <p>UEQ:</p> <ul style="list-style-type: none"> <li>• What is paint?</li> <li>• How does value and color work?</li> </ul> <p><b>A. Paint, value and color</b>  A1.Acrylic, Oil, Watercolor, Gouache  A2.Value in Color  A3.Color Basics theories and harmonies  A4.Color application</p> <p><b>B. Subject Matter-</b>  B1. The Still Life  B2. The Landscape  B3. The Figure-  B4. Abstract  B5. Non-Objective</p> <p>UEQ:</p> <ul style="list-style-type: none"> <li>• How do artists get ideas?</li> </ul>	<p><b>A. Paint, Value and Color</b>  A1. Show understanding of paints, pigments and vehicles.  A2.Demonstrates knowledge of color and it's value  A3. Create monochromatic/ complementary/ Analogous Color studies  A4. Create a painting demonstrating color harmonies </p> <p><b>B. Subject Matter</b>  B1. Create a Still Life  B2. Create a Landscape  B3. Demonstrate the Human form in paint  B4. Create an Abstraction  B5. Create a Non-Objective work and understand the difference between Abstraction and Non-Objective.</p>	<p>A1. I will know the difference between acrylic, watercolor, tempera and gouache  A2-4. I can show variations in color value in a variety of mediums.</p> <p>B1-5. I will know the genres in painting and complete a painting demonstrating each.</p> <p>C1. I will understand that paintings is a form of communication  C2. I can show how an artist uses ideas to create a painting.  C3. I can look carefully at my subject during the painting process.  C4. I understand the difference between historical, regional, and personal style.  C5. I will intentionally use</p>	<p><b>A. Paint, Value, Color</b>  A1. Quiz  A2. Acrylic Study  A3. Watercolor Studies  A4. Watercolor Painting  A1-4 <b>CA-Ink Wash Bottle</b>  A1-4 <b>CA-Analogous Painting (Acrylic)</b></p> <p><b>B. Subject Matter</b>  B1. Watercolor Painting (Study)  B2. Acrylic Painting (Study)  B3. Watercolor Study in Sketchbook  B4. Mixed Media Painting (1 Day)  B1-4 Written Critique and Class Critique  B1-4 <b>CA-Watercolor Window</b>  B1-4 <b>CA-Acrylic Landscape</b></p> <p><b>C. Ideas and Style</b></p>	<p><b>A. Paint, Value, Color</b>  A1-4 Davis "<i>Exploring Painting</i>" Pgs 39-51  A1-4 Powerpoint Color Harmonies  A2. Powerpoint Acrylic  A3-4. Powerpoint Watercolor  A1-4 Historical information on Color/ Pigment and Paint</p> <p><b>B. Subject Matter</b>  C1-5. Davis Reading "<i>Exploring Painting</i>" pgs 123-176  C1-5.</p> <p><b>C. Ideas and Style</b>  B1. Davis Reading "<i>Discovering Art History</i>" Pgs 18-19  B1-3. Davis Reading "<i>Exploring Painting</i>" pgs 5-19  B4. Davis Reading "<i>The Visual Experience</i>" pgs</p>

<ul style="list-style-type: none"> <li>• What is Style?</li> </ul> <p><b>C. Ideas and Style</b>          C1. Painting is Communication          C2. Ideas          C3. Learning to see          C4 Style          C5. Composition and the Elements and Principles</p>	<p> <b>C. Ideas and Style</b>          C.1. Understand how paintings can communicate          C.2. Understand how artists come up with ideas.          C3. Document how to see          C4. Discuss Style.          C5. Understand how the elements and principles are interrelated </p>	<p>the compositional elements and principles in painting.</p>	<p>C1.Written Critique          C2."<i>Research</i>" Painting          C3. Observational Studies          C4. Critique/ Class Discussion          C5. Quiz          C1-5 <b>CA-Choice Painting</b></p>	<p>12-29          B2. Powerpoint Images          B5. Davis Reading          "Exploring Painting" pgs 21-51</p>
---	--	---	--	--