

Algebra 1.5

Teacher: Katie Hoppe

June 2020


Content	Skills	Learning Targets	Assessment	Standards Reference	Resources & Technology
<p>CEQ:</p> <ul style="list-style-type: none"> • WHAT PRIOR KNOWLEDGE DO STUDENTS NEED TO BE SUCCESSFUL IN ALGEBRA 1.5? • HOW DO WE OPERATE WITH POLYNOMIALS? • HOW CAN QUADRATIC (2ND DEGREE) EQUATIONS BE SOLVED? 	<p>A. Simplification of Expressions</p> <p>A1. Simplify expressions using the order of operations. A2. Simplify expressions using the distributive property.</p> <p>B. Single Variable Equations</p> <p>B1. Solve algebraic equations in one variable. B2. Set up and solve</p>	<p>Chapters 1-3 Review Variables, Function Patterns, and Graphs</p> <p>LT1. I can simplify expressions using order of operations.</p> <p>Rational Numbers</p> <p>LT2. I can simplify expressions using the distributive property.</p> <p>Solving Equations</p> <p>LT3. I can solve algebraic equations with one variable. LT4. I can set up and solve ratios and proportions.</p> <p>Solving Inequalities</p> <p>LT5. I can solve inequalities with one</p>	<p>A. Simplification of Expressions</p> <p>B. Single Variable Equations</p> <p>C. Solutions of Inequalities</p> <p>CSA= A1-A2, B1-B2, C1-C3</p>	<p>Chapter 1-3:</p> <p>Mn State Standard 8.2.3.2</p> <p>Mn State Standard 8.2.4.2</p> <p>Mn State Standard 8.2.4.5</p>	<p>Prentice Hall Algebra 1</p>

<p>Chapters 1-7 were completed in Algebra 1. However, all main concepts will be reviewed during the first few weeks of the Algebra 1.5 course.</p> <p>A. Simplification of Expressions</p> <p>A1. Order of operations A2. Distributive property</p> <p>B. Single Variable Equations</p> <p>B1. Multi-step equations B2. Equations with variables on both sides B3. Ratios and proportions</p> <p>C. Solutions of Inequalities</p>	<p>ratios and proportions.</p> <p>C. Solutions of Inequalities</p> <p>C1. Solve inequalities with variables on one or both sides of equations. C2. Graph inequalities. C3. Solve and graph compound inequalities with "and" or "or".</p> <p>D. Linear Equations</p> <p>D1. Calculate slope using points, line, or table. D2. Write equation of</p>	<p>variable. LT6. I can graph inequalities on a number line. LT7. I can solve and graph compound inequalities with "and" or "or" statements. LT8. I can graph and solve absolute value inequalities</p> <p>Chapter 5 Review Linear Equations and Their Graphs</p> <p>LT1. I can calculate slope using two points, a line, or</p>	<p>Algebra 1 Review Test #1 (Chapters 1-3) LT1: 1-9 LT2: 5,6 LT3: 10-13 LT4: 14, 15 LT5: 16-20 LT6: 17-20 LT7: 21, 22 LT8: 23-25</p> <p>D. Linear Equations</p> <p>CSA= D1-D4 Algebra 1 Review Test #2 (Chapter 5)</p> <p>LT1: 1-6, 19 LT2: 7-11, 18, 25 LT3: 16-19 LT4: 18, 26 LT5: 19, 20 LT6: 21-24</p>	<p>Chapter 5:</p> <p>Mn State Standard 8.2.4.3</p>	<p>Chapter 5: Lessons 5.1, 5.3, 5.4, 5.5, 5.6</p>
--	--	---	--	---	---

<p>C1. Multi-step inequalities</p> <p>C2. Graphs of inequalities</p> <p>C3. Compound inequalities</p>	<p>line in slope-intercept form.</p> <p>D3. Write equation of line in standard form.</p> <p>D4. Write equation of line in point-slope form.</p>	<p>a table of values.</p> <p>LT2. I can write a linear equation of a line in slope-intercept form.</p> <p>LT3. I can write a linear equation of a line in standard form.</p> <p>LT4. I can write a linear equation of line in point-slope form.</p> <p>LT5. I can recognize if two lines are parallel or perpendicular.</p> <p>LT6. I can write an equation that is parallel or perpendicular to another line.</p> <p>LT7: I can recognize and graph a linear inequality.</p>	<p>LT7: 14, 15</p>		
<p>D. Linear Equations</p> <p>D1. Slope</p> <p>D2. Slope-intercept form</p> <p>D3. Standard form</p> <p>D4. Point-slope form</p>	<p>E. Systems of Equations</p> <p>E1. Solve a system of equations by graphing.</p> <p>E2. Solve a system of equations using substitution.</p> <p>E3. Solve a system of equation using elimination.</p>		<p>E. Systems of Equations</p> <p>CSA= E1-E3</p> <p>Algebra 1 Review Test #3 (Chapter 6)</p> <p>LT1: 1, 2</p> <p>LT2: 3, 4</p> <p>LT3: 5-7, 12, 14, 16</p> <p>LT4: 8-11, 13-15</p>	<p>Chapter 6</p> <p>Mn State Standard 8.2.4.7</p>	<p>Chapter 6: Lessons 6.1, 6.2, 6.3, 6.4</p>
<p>E. Systems of Equations</p> <p>E1. Solving by graphing</p> <p>E2. Solving by substitution</p>	<p>F. Exponents</p> <p>F1. Simplify expressions with positive, negative,</p>	<p>Chapter 6 Review Systems of Equations and Inequalities</p> <p>LT1. I can identify if a point is a solution to a system.</p> <p>LT2. I can solve a system of</p>	<p>F. Exponents</p> <p>CSA= F1-F6</p> <p>Algebra 1 Review Test #4</p> <p>LT1: 1-6, 12, 16, 17, 21-26, 29</p> <p>LT2: 9, 10, 17, 28, 34</p> <p>LT3: 7, 8, 18, 20, 24, 27, 29, 34</p>	<p>Chapter 7:</p> <p>Mn State Standard 8.1.1.4</p> <p>Mn State Standard 8.1.1.5</p>	<p>Chapter 7: Lessons 7.1, 7.2, 7.3, 7.4, 7.5</p>


<p>E3. Solving by elimination</p> <p>F. Exponents</p> <p>F1. Multiplication of expressions containing exponents</p> <p>F2. Division of expressions containing exponents</p> <p>F3. Exponential growth and decay</p>	<p>and/or zero exponents.</p> <p>F2. Multiply powers with the same base.</p> <p>F3. Raise a power to a power and a product to a power.</p> <p>F4. Divide powers with the same base.</p> <p>F5. Raise a quotient to a power.</p> <p>F6. Write equations to model exponential growth and decay situations.</p>	<p>linear equations by graphing.</p> <p>LT3. I can solve a system of linear equations using substitution.</p> <p>LT4. I can solve a system of linear equations using elimination.</p> <p>Chapter 7 Review Exponents and Exponential Functions</p> <p>LT1. I can simplify expressions with positive, negative, and zero exponents.</p> <p>LT2. I can multiply powers with the same base.</p> <p>LT3. I can simplify a power to a power and a product to a power.</p> <p>LT4. I can divide powers with the same base.</p> <p>LT5. I can raise a quotient to a power.</p>	<p>LT4: 11, 13, 30, 32, 33</p> <p>LT5: 14, 15, 19, 30-33</p>		
--	--	---	--	--	--

October 2019

Content	Skills	Learning Targets	Assessment	Standards Reference	Resources & Technology
 <p><i>UEQ:</i></p> <ul style="list-style-type: none"> •How are polynomials categorized by degree and by number of terms? •How are polynomials added, subtracted, and multiplied? •How are polynomials factored? <p>A. Operations with Polynomials</p> <p>A1. Classification of polynomials A2. Addition and subtraction of polynomials A3. Multiplication of polynomials</p> <p>B. Factors of a</p>	<p>A. Operations with Polynomials</p> <p>A1. Classify polynomials by degree and by number of terms. A2. Add and subtract polynomials by combining like terms. A3. Multiply polynomials of various degree and with different numbers of terms.</p> <p>B. Factors of a Polynomial</p>	<p>Polynomials and Factoring</p> <p>LT1. I can write a polynomial in standard form. LT2. I can classify polynomials by degree and by number of terms. LT3. I can add and subtract polynomials by combining like terms. LT4. I can multiply polynomials by distributing. LT5. I can multiply polynomials by using FOIL.</p> <p>LT6. I can factor out a Greatest Common Factor (GCF). LT7. I can factor a difference of squares. LT8. I can factor a trinomial with a coefficient when $a=1$.</p>	<p>A. Operations with Polynomials</p> <p>B. Factors of a Polynomial</p> <p>CSA= A1-A3 and B1-B4 Chapter 8 Test</p> <p>LT1: 1, 2</p>	<p>Chapter 8:</p> <p>Mn State Standard 9.2.3.2</p> <p>Mn State Standard 9.2.3.3</p>	<p>Chapter 8: Lessons 8.1, 8.2, 8.3, 8.4, 8.5, 8.6, 8.7, 8.8</p>

<p>Polynomial</p> <p>B1. Factorization of a polynomial</p>	<p>B1. Factor a monomial from a polynomial (GCF). B2. Factor a difference of squares. B3. Factor a trinomial into two binomials. B4. Factor a polynomial with four or more terms by grouping.</p>	<p>LT9. I can factor a trinomial with a leading coefficient not equal to 1. LT10. I can factor a polynomial with four terms by grouping.</p>	<p>LT2: 1, 2 LT3: 3-6, 16, 17, 19 LT4: 7-9, 14 LT5: 10-13, 15, 18, 19 LT6: 20-23 LT7: 25, 31 LT8: 24, 26-28, 32, 37 LT9: 30, 34, 35, 36a LT10: 29, 33</p>		
---	--	---	--	--	--


November 2019

Content	Skills	Learning Targets	Assessment	Standards Reference	Resources & Technology
<p></p> <p><i>UEQ:</i></p> <ul style="list-style-type: none"> • How are quadratic equations graphed? • How can quadratic equations be solved? • How is data best modeled using linear, exponential, or quadratic equations? <p>A. Quadratic</p>	<p>A. Quadratic Function (Parabola)</p> <p>A1. Identify vertex of parabola.</p>	<p>Quadratic Equations and Functions</p> <p>LT1. I can identify the vertex of parabola. LT2. I can identify an axis of symmetry of parabola. LT3. I can graph a quadratic function with at least five points of accuracy. LT4. I can graph a quadratic inequality with at least five</p>	<p>A. Quadratic Function (Parabola)</p>	<p>Chapter 9: Mn State Standard 9.2.1.5 Mn State Standard 9.2.1.6 Mn State Standard 9.2.2.1 Mn State Standard 9.2.2.3</p>	<p>Chapter 9: Lessons 9.1, 9.2, 9.3, 9.4, 9.6</p>

<p>Function (Parabola)</p> <p>A1. Identification of vertex of parabola A2. Identification of axis of symmetry of parabola A3. Graph of quadratic function</p> <p>B. Quadratic Equations</p> <p>B1. Use of square roots to solve B2. Use of graphs to solve B3. Use of factoring to solve B4. Use of quadratic formula to solve B5. Interpretation of discriminant</p> <p>C. Models for Data</p>	<p>A2. Identify axis of symmetry of parabola. A3. Graph quadratic function with at least five points of accuracy.</p> <p>B. Quadratic Equations</p> <p>B1. Solve quadratic equation by using square roots. B2. Solve quadratic equation by graphing the corresponding function. B3. Solve quadratic equation by factoring and using zero-product property. B4. Solve quadratic equation by using the quadratic formula. B5. Interpret what the discriminant reveals about the number of solutions.</p> <p>C. Models for Data</p> <p>C1. Choose</p>	<p>points of accuracy. LT5. I can recognize how a graph is transformed based on the function. LT6. I can solve a quadratic equation by using square roots. LT7. I can solve a quadratic equation by graphing the corresponding function. LT8. I can solve a quadratic equation by factoring and using zero-product property. LT9. I can solve a quadratic equation by using the quadratic formula. LT10. I can interpret what the discriminant reveals about the number of solutions. LT11. I can determine the type of graph represented based on a table of values.</p>	<p>B. Quadratic Equations</p> <p>C. Models for Data</p> <p>CSA= A1-A3, B1-B6, C1-C2 Chapter 9 Test</p> <p>LT1: 2, 5-7, 23 LT2: 5-7 LT3: 8-9 LT4: 10 LT5: 1-4 LT6: 11, 12, 22 LT7: 20, 21 LT8: 13-15 LT9: 16, 17, 24 LT10: 18, 19 LT11: 25, 26</p>		
--	--	---	---	--	--


C1. Graph of data / Appropriate model	appropriate model by graphing the data.				
C2. Equation to model data	C2. Write equation to model the data.				

December 2019

Content	Skills	Learning Targets	Assessment	Standards Reference	Resources & Technology
 UEQ: <i>*How do we simplify and combine radicals?</i> <i>*How do we solve radical equations?</i> <i>*How do we graph radical functions?</i> <i>*How can we use right triangle trigonometry?</i> A. Radical Expressions and Equations A1. Simplification radicals A2. Operations with radical expressions A3. Solving of radical equations A4. Graphing	A. Radical Expressions and Equations A1. Simplify radicals involving products and quotients and by rationalizing denominators. A2. Operate with radical expressions by simplifying sums, differences, products, and quotients. A3. Solve equations containing radicals and eliminate extraneous solutions. A4. Graph square root functions and translate graphs of square root functions. A5. Use Pythagorean Theorem to determine	Radical Expressions and Equations LT1. I can simplify radicals involving products and quotients and by rationalizing denominators. LT2. I can simplify radical expressions by using sums and differences. LT3. I can simplify radical expressions by using distributive property and/or FOIL. LT4. I can solve equations containing radicals and eliminate extraneous solutions. LT5. I can rationalize the denominator of a radical by using the conjugate. LT 6. I can graph	CSA= Chapter 10 Test A1-A4 CSA= Chapter 10 Quiz A5-A6 LT1: 1, 4-8 LT2: 2, 3, 10, 11 LT3: 9-11 LT4: 13-18 LT5: 12 LT6: 20-23 LT7: 24 LT8: 24-27 LT9: 28, 29	Chapter 10: Mn State Standard 9.2.2.3 Mn State Standard 9.2.2.6 Mn State Standard 9.2.3.1 Mn State Standard 9.2.4.7	Chapter 10: Lessons 10.2, 10.3, 10.4, 10.5

of square root functions A5. Pythagorean Theorem A6. Trigonometric ratios	missing side length. A6. Find trigonometric ratios and use angles of elevation and depression.	square root functions and translate graphs of square root functions. LT7. I can use the Pythagorean Theorem to determine missing side length. LT8. I can find trigonometric ratios. LT9. I can solve angles of elevation and depression using trigonometric ratios.			
---	---	--	--	--	--

January 2020

Content	Skills	Learning Targets	Assessment	Standards Reference	Resources & Technology
 UEQ: <i>*How do we graph rational functions?</i> <i>*How do we simplify rational functions?</i> <i>*How do we solve radical equations?</i> <i>*When do we use the fundamental counting principle?</i> <i>*How do we find permutations and combinations?</i> <i>*How do we solve</i>	A. Rational Expressions and Functions A1. Graph rational functions and identify types of functions. A2. Simplify rational expressions. A3. Multiply & divide rational expressions. A4. Divide polynomials by a monomial and by	Rational Expressions and Functions LT1. I can graph rational functions. LT2. I can simplify rational expressions. LT3. I can multiply & divide rational expressions. LT4. I can divide polynomials by a monomial. LT5. I can divide polynomials by using	CSA= Chapter 11 Test A1-A8 LT1: 1-3, 28 LT2: 4-7 LT3: 8-14 LT4: 15, 16 LT5: 17, 18, 27 LT6: 19-22 LT7: 23-26 LT8:	Chapter 11: Mn State Standard 9.2.1.1 Mn State Standard 9.2.1.2 Mn State Standard 9.2.1.3 Mn State Standard 9.2.1.7	Chapter 11: Lessons 11.1, 11.2, 11.3, 11.4, 11.5, 11.7

<p><i>direct and inverse variation equations?</i></p> <p>A. Rational Expressions and Functions</p> <p>A1. Graphing of rational functions A2. Simplifying of rational expressions A3. Multiplication & division of rational expressions A4. Division of polynomials A5. Addition & subtraction of rational expressions A6. Solving of rational equations A7: Write and solve direct and inverse variation equations.</p>	<p>using long division. A5. Add & subtract rational expressions with like and unlike denominators. A6. Solve rational equations including proportions. A7: Solve direct and inverse variation equations.</p>	<p>long division. LT6. I can add & subtract rational expressions using common denominators. LT7. I can solve rational equations including proportions. LT8. I can solve direct and inverse variation equations.</p>		<p>Mn State Standard 9.2.3.4</p>	
--	---	--	--	---------------------------------------	--

February 2020

Content

Skills

Learning Targets

Assessment

Standards Reference

Resources & Technology



UEQ:

**What are some ways to display and interpret data?*

**How are probability and odds calculated?*

**How do we find permutations and combinations?*

A. Probability and Odds

A1. Calculation of Probability

A2. Calculation of Odds

B. Permutation and Combinations

B1. Counting methods and permutations

B2. Combinations

A. Probability and Odds

A1. Calculate experimental probability of event occurring.

A2. Calculate theoretical probability of event occurring.

A3. Calculate the probability of compound events - both independent and dependent.

B. Permutation and Combinations

B1. Use counting methods including the fundamental counting principle.

B2. Find permutations.

B3. Find combinations.

Probability

LT1. I can calculate experimental probability of event occurring.

LT2. I can calculate theoretical probability of event occurring.

LT3. I can find the probability of independent and dependent events.

LT4. I can find permutations.

LT5. I can find combinations.

LT6. I can use the counting method.

LT7. I can find the probability of mutually exclusive and overlapping events.

LT 8. I can calculate the odds of an event occurring.

a. Probability and Odds

B. Permutation and Combinations

CSA= A1-B3, B1-B3 Probability (Ch12) Test

LT1: 1

LT2: 2, 3

LT3: 14, 15, 17-21, 33

LT4: 24, 26-29

LT5: 25, 30-32

LT6: 22, 23, 34

LT7: 9-13, 16

LT8: 4-8

C. Displays and

Probability:

Mn State Standard
9.4.3.1

Mn State Standard
9.4.3.5

<p>C. Displays and Interpretation of Data</p> <p>C1. Frequency Tables C2. Line Plots C3. Bar Graphs & Histograms C4. Line Graphs C5. Circle Graphs C6. Measures of Central Tendency C7. Stem-and-Leaf Plots C8. Box-and-Whisker Plots C9. Scatterplots C10. Line of Best Fit</p> <p>C1. Frequency Tables</p>	<p>C. Displays and Interpretation of Data</p> <p>C1. Construct and interpret frequency tables. C2. Construct and interpret line plots. C3. Construct and interpret bar graphs and histograms. C4. Construct and interpret line graphs. C5. Construct and interpret circle graphs. C6. Identify measures of central tendency - mean, median, mode. C7. Construct and interpret stem-and-leaf plots. C8. Construct and interpret box-and-whisker</p>	<p>Statistics</p> <p>LT1. I can construct and interpret frequency tables. LT2. I can construct and interpret line plots. LT3. I can construct and interpret bar graphs and histograms. LT4. I can construct and interpret line graphs. LT5. I can construct and interpret circle graphs. LT6. I can identify mean, median, mode. LT7. I can construct and interpret stem-and-leaf plots. LT8. I can construct and interpret box-and-whisker plots.</p>	<p>Interpretation of Data</p> <p>CSA= C1-C10 Statistics (Ch 12) Test</p> <p>LT1: 1b LT2: 4a, 10 LT3: 1c, 2, 14 LT4: 5, 13 LT5: 3, 12 LT6: 4b, 8-10 LT7: 1a, 9 LT8: 6, 11 LT9: 7a,c LT10: 7b</p>	<p>Statistics:</p> <p>Mn State Standard 9.4.1.1</p> <p>Mn State Standard 9.4.1.3</p>	
--	--	--	--	---	--

C2. Line Plots C3. Bar Graphs & Histograms C4. Line Graphs C5. Circle Graphs C6. Measures of Central Tendency C7. Stem-and-Leaf Plots C8. Box-and-Whisker Plots C9. Scatterplots C10. Line of Best Fit	plots. C9. Construct and interpret scatterplots. C10. Find the line of best fit.	LT9. I can construct and interpret scatterplots. LT10. I can find the line of best fit.			
--	---	--	--	--	--

March 2020

Content	Skills	Learning Targets	Assessment	Standards Reference	Resources & Technology
			If time permits: CSA option= Final Exam (Part 1 - Chapters 1-9) CSA option= Final Exam (Part 2 - Chapters 10-12)		