





Advanced Grade 6 Math

Teacher: Derek Johnson








September 2020


Content	Skills	Learning Targets	Assessment	Resources & Technology
<p>CEQ: WHAT DO I NEED TO KNOW TO UNDERSTAND NUMBERS?</p> <p>CEQ: HOW DO WE USE PATTERNS AND VARIABLE TO HELP US UNDERSTAND NUMBERS?</p> <p>CEQ: HOW DOES THE WORLD AROUND US USE DATA AND GRAPHS TO SHARE INFORMATION?</p> <p>CEQ: WHAT DO I NEED TO KNOW TO UNDERSTAND TWO-DIMENSIONAL AND THREE DIMENSIONAL SHAPES?</p> <p>-----</p> <p>-----</p>	<p>A. Computation Skills </p> <p>A1. Order, compare, multiply, divide, add and subtract with whole numbers.</p> <p>A2. Apply place value when adding, subtracting, multiplying and dividing with decimals.</p> <p>A3. Apply order of operations when simplifying an expression.</p>	<p>Number sense</p> <p>LT1: I can write a whole number in standard form, expanded form, and word form. (6.1.1)</p> <p>LT2: I can compare two numbers using $<$, $>$, or $=$ symbols. (6.1.1)</p> <p>LT3: I can order a series of numbers from least to greatest. (6.1.1.2)</p> <p>LT4: I can understand the value of each digit in a whole number. (6.1.1)</p> <p>LT5: I can estimate sums and differences by using rounding.</p> <p>LT6: I can estimate products and quotients using compatible numbers.</p> <p>LT7: I can use the properties of addition to find a solution.</p> <p>LT8: I can use the properties of multiplication to find a solution.</p>	<p>A.Computation Skills</p> <p>A1. Chapter 1, Quiz 1 CA=</p> <p>A2. Chapter 1 Check point quiz 2 CA= </p> <p>A3. Chapter 1 Check point quizzes and Chapter 1 unit test CA= </p>	<p> Lesson 1.4</p>

<p><i>UEQ:</i></p> <ul style="list-style-type: none"> • <i>How are computation skills used to solve problems?</i> <p>A. Computation Skills</p> <p>A1. Whole Numbers A2. Decimals A3. Order of Operations</p>		<p>LT9: I can use the order of operations to simplify expressions and solve problems.</p> <p>LT10: I can write decimal numbers in standard form from word form.</p> <p>LT11: I can write decimal numbers in standard form from expanded form.</p> <p>LT12: I can write decimal numbers in word form from standard form.</p> <p>LT13: I can write decimal numbers in expanded form from standard form.</p> <p>LT14: I can use rounding rules to round a decimal to the appropriate place value.</p> <p>LT15: I can compare two decimal numbers using $<$, $>$, or $=$ symbols.</p> <p>LT16: I can order a series of decimal numbers from least to greatest.</p> <p>LT17: I can understand the value of each digit in a decimal number.</p>		
--	--	--	--	--






		<p>LT18: I can estimate decimal sums and differences.</p> <p>LT19: I can add and subtract decimals.</p> <p>LT20: I can multiply decimals.</p> <p>LT21: I can use compatible numbers to check for reasonableness when multiplying decimals.</p> <p>LT22: I can divide decimals.</p> <p>LT23: I can use compatible numbers to check for reasonableness when dividing decimals.</p> <p>LT24: I can divide a decimal by a whole number.</p> <p>LT25: I can divide a decimal by a decimal.</p>		
--	--	---	--	--

October 2016

Content	Skills	Learning Targets	Assessment	Resources & Technology
<p><i>UEQ:</i></p> <ul style="list-style-type: none"> • <i>How are patterns used to describe algebraic expressions?</i> • <i>How are patterns used to solve 1 step equations?</i> • <i>What is the relationship between the distributive property and solving equations?</i> <p>A. Describing Patterns A1. Patterns with variable A2. Expressions verses equations</p> <p>B. Solving 1 step equations B1. Addition equations B2. Subtraction equations B3. Multiplication and</p>	<p>A. Describing Patterns </p> <p>A1. Demonstrate knowledge of patterns in an expression with a variable. A2. Differentiating and manipulating between equations and expressions.</p> <p>B. Solving 1 step equations</p> <p>B1. Use subtraction to solve addition equations. B2. Use addition to solve subtraction equations. B3. Use inverse operations to solve multiplication and division equations.</p> <p>C. Simplify expressions and equations</p> <p>C1. Apply the distributive property to simplify and solve expressions. C2. Use the order of operations to simplify</p>	<p>LT1: I can find, write, and apply rules for number patterns.(6.2.1)</p> <p>LT2: I can evaluate algebraic expressions (6.2.2)</p> <p>LT3: I can write an algebraic expression from words and/or patterns. (6.2.2)</p> <p>LT4: I can identify true equations and false equations.(6.2.3)</p> <p>LT5: I can use mental math to solve equations. (6.2.3.2)</p> <p>LT6: I can use the inverse operation and maintain the Property of Equality to solve addition equations. (6.2.3.2)</p> <p>LT7: I can use the inverse operation and maintain the Property of Equality to solve subtraction equations.(6.2.3.2)</p> <p>LT8: I can use the inverse operation and maintain the Property of Equality to</p>	<p>A. Describing Patterns</p> <p>A1. Chapter 3 Check Point Quiz 1 CA=  A2. Chapter 3 Check Point Quiz 2 CA= </p> <p>B. Solving 1 step equations</p> <p>B1. Chapter 3 Quiz Check Point Quiz 1 CA=  B2. Chapter 3 Quiz Check Point Quiz 1 CA=  B3. Chapter 3 Test CA= </p> <p>C. Simplify expressions and equations</p> <p>C1. Chapter 3 Test CA= </p>	











Division Equations C. Simplify expressions and equations C1.Distributive property C2.Order of operations	expressions and solve equations.	solve multiplication equations. (6.2.3.2) LT9: I can use the inverse operation and maintain the Property of Equality to solve division equations. (6.2.3.2) LT10: I can use the Distributive Property to multiply mentally. (6.2.2.1)	C2. Chapter 3 Test CA= 	
---	----------------------------------	--	---	--


November 2016

Content	Skills	Learning Targets	Assessment	Resources & Technology
UEQ: <i>What is needed to know to compute with fractions and mixed numbers?</i> B. Fractions:Understanding B1. Types of Fractions B2. Greatest Common Factor and Least Common Multiples B3. Prime Numbers/ Prime Factorization	B. Fractions  B1. Distinguish between and relate between improper fractions, equivalent fractions and mixed numbers. B2. Make use of greatest common factor and least common multiples to simplify fractions. B3. Identify prime numbers and utilize prime factorizations.		B. Fractions B1.Chapter 4 Check point quiz 2 CA=  B2. Chapter 4 Test CA=  B3. Chapter 4 Test B4. Chapter 5 Test  and Chapter 6 Test  CA=	

--	--	--	--	--

December 2016





Content	Skills	Learning Targets	Assessment	Resources & Technology
<p><i>UEQ:</i></p> <p><i>What is needed to know to compute with fractions and mixed numbers?</i></p> <p>B. Fractions: Understanding</p> <p>B1. Types of Fractions B2. Greatest Common Factor and Least Common Multiples B3. Prime Numbers/ Prime Factorization</p> <p><i>UEQ:</i></p> <ul style="list-style-type: none"> <i>How are fractions and mixed numbers computed?</i> <p>C. Fractions: Computing</p>	<p>B. Fractions </p> <p>B1. Distinguish between and relate between improper fractions, equivalent fractions and mixed numbers. B2. Make use of greatest common factor and least common multiples to simplify fractions. B3. Identify prime numbers and utilize prime factorizations.</p> <p>C. Fractions: Computing  </p> <p>C1. Adding, subtracting, multiplying and dividing fractions and mixed</p>	<p>Chapter 5:</p> <p>LT1: I can use benchmark to estimate sums and differences of fractions and mixed numbers. (6.1.3.5)</p> <p>LT2: I can add and subtract fractions with like denominators.(Gr.5 std) LT3: I can find fraction sums greater than 1.(Gr.5 std)</p> <p>LT4: I can add and subtract fractions with unlike denominators.(Gr.5 std) LT5: I can add mixed numbers with and without renaming. (Gr.5 std) LT6: I can subtract mixed numbers with and without re-naming.(Gr.5 std) LT7: I can use mental math to solve equations with fractions.(Gr.5 std)</p> <p>LT8: I can solve equations with fractions using inverse</p>	<p>B. Fractions</p> <p>B1. Chapter 4 Check point quiz 2 CA=  B2. Chapter 4 Test CA=  B3. Chapter 4 Test B4. Chapter 5 Test  and Chapter 6 Test  CA=</p> <p>C. Fractions: Computing</p> <p>C1. Chapter 5 Check Point Quiz 1 CA= C1. Chapter 5 Check Point Quiz 2 CA=  C2. Chapter 6 Check Point Quiz 1 CA=  C2. Chapter 6 Check Point Quiz 2 CA=</p>	

<p>C1. Fractions C2. Equations</p>	<p>numbers. C2. Write and solve multiplication and division equations.</p>	<p>operations.(Gr.5 std) Chapter 6: LT1: I can multiply fractions.(6.1.3.1) LT2: I can multiply fractions to solve problems. (6.1.3.4) LT3: I can estimate and find the product of mixed numbers.(6.1.3.5) LT4: I can divide fractions. (6.1.3.1) LT5: I can divide fractions to solve problems. (6.1.3.4) LT6: I can estimate and find the quotient of mixed numbers. (6.1.3.1) LT7: I can write fraction equations and solve them by multiplying. (6.1.3.4) LT8: I can choose appropriate units and to estimate in the customary system.(6.3.3.2) LT9: I can convert between units in the customary system.(6.3.3.2)</p>	<p>C1 and 2. Chapter 6 Test CA=</p>	
--	---	--	---	--

January 2017








Content	Skills	Learning Targets	Assessment	Resources & Technology
---------	--------	------------------	------------	------------------------





February 2017

Content	Skills	Learning Targets	Assessment	Resources & Technology
<p>UEQ:</p> <ul style="list-style-type: none"> <i>What is the relationship between ratios, fractions, decimals and percents?</i> <p>D. Ratios, Proportions, and Percents</p> <p>D1. Ratios D2. Proportions D3. Percents</p>	<p>D. Ratios, Proportions, and Percents </p> <p>D1. Identify and use ratios and unit rates to compare quantities. D2. Determine if ratios are proportional D2. Solving a proportion to find an unknown value D3. Convert between fractions, ratios, decimals and percents D3. Finding a percent of a number</p>	<p>LT1: I can write ratios to compare real-world quantities. (6.1.2.1) LT2: I can find and use unit rates and unit cost. (6.1.2.2) LT3: I can determine whether two ratios are proportional. (6.1.2.1) LT4: I can solve proportions. (6.2.3.2) LT5: I can write a proportion to solve real-world problems. (6.1.2.4) LT6: I can write a percent as a fraction and as a decimal. (6.1.3.3), (6.1.1.4) LT7: I can compare and order fractions, decimals, and percents. (6.1.1.7) LT8: I can use percents to find part of a whole. (6.1.3.3)</p>	<p>D. Ratios, Proportions, and Percents</p> <p>D1. Chapter 7 Check Point</p> <p>Quiz 1 CA=  D2. Chapter 7 Check Point</p> <p>Quiz 1 CA=  D3. Chapter 7 Check Point Quiz 2 CA= D1-D3. Chapter 7 Test CA= </p>	

		LT9: I can solve real-world problems requiring estimation with percents.(6.1.3.5)		
--	--	---	--	--



March 2017

Content	Skills	Learning Targets	Assessment	Resources & Technology
<p>MARCH/APRIL</p> <p><i>UEQ:</i></p> <ul style="list-style-type: none"> • How are geometric figures measured and classified? • How is proportionality used to test congruence and similarity? • How can geometric figures be transformed? • What are the tools of conversion within the metric system? • What are the formulas used to calculate area, perimeter, surface 	<p>MARCH/APRIL</p> <p>A. Geometric Figures  </p> <p>A1. Measuring angles, triangles, and quadrilaterals.</p> <p>A2. Classifying angles, triangles and quadrilaterals.</p> <p>B. Congruent and Similar Figures</p> <p>B1. Use proportionality to identify congruent figures.</p> <p>B2. Use proportionality to identify similar figures.</p> <p>C. Transformations</p> <p>C. Identify and draw translation, reflections, and</p>	<p>Chapter 8:</p> <p>LT1: I can identify and work with points, lines, segments, and rays.</p> <p>LT2: I can measure and classify angles.</p> <p>LT3: I can solve problems using the relationships between the angles formed by intersecting lines.(6.3.2.1)</p> <p>LT4: I can use the angle sum of a triangle to find the missing interior angle measures of a triangle. (6.3.2.2)</p> <p>LT5: I can use the angles of a triangle (180 deg.) to find the angle sum of any polygon.(6.3.2.3)</p>	<p>MARCH/APRIL</p> <p>A. Geometric Figures</p> <p>A1. Chapter 8, Quiz 1 </p> <p>CA=</p> <p>A2. Chapter 8, Quiz 1</p> <p> CA=</p> <p>B. Congruent and Similar Figures</p> <p>B1. Chapter 8, Quiz 1</p> <p> CA=</p> <p>B2. Chapter 8 Test </p> <p>CA=</p> <p>C. Transformations</p> <p>C1. Chapter 8 Test</p> <p> CA=</p>	

<p><i>area and volume of geometric figures?</i></p> <p>A. Geometric Figures A1. Measuring A2. Classifying</p> <p>B. Congruent and Similar Figures B1. Congruent Figures B2. Similar Figures</p> <p>C. Transformations</p> <p>D. Metric System D1. Appropriate Unit D2. Conversion</p> <p>E. Formulas E1. Area E2. Perimeter E3. Volume E4. Surface Area</p>	<p>rotations.</p> <p>D. Metric System</p> <p>D1. Choose appropriate units of length, mass and capacity. D2. Choose units to convert between metric measurements</p> <p>E. Formulas</p> <p>E1. Find the area of triangles, rectangles, parallelograms and circles. E2. Find the perimeter of triangles, rectangles, parallelograms and circumference of a circle. E3. Find the volume of prisms and cylinders. E4. Find the surface area of prisms and cylinders.</p>	<p>Chapter 9: LT1: I can choose appropriate units and estimate in the metric system.(6.3.3.2)</p> <p>LT2: I can convert between units in the metric system.(6.3.3.1) LT3: I can find the perimeter of rectangles.(6.3.1) LT4: I can find the area of rectangles.(6.3.1.2) LT5: I can find the area of parallelograms.(6.3.1.2) LT6: I can find the area of triangles.(6.3.1) LT7: I can find the area of trapezoids.(6.3.1.2) LT8: I can estimate the area and perimeter of irregular figures.(6.3.1.3) LT9: I can identify three-dimensional figures. LT10: I can use a net to find surface area of prisms.(6.3.1.1) LT11: I can find the</p>	<p>D. Metric System</p> <p>D1. Chapter 9, Quiz 1 CA=  D2. Chapter 9, Quiz 1 CA= </p> <p>E. Formulas</p> <p>E1. Chapter 9, Quiz 1 and Chapter 9 Test CA=  E2. Chapter 9, Quiz 1 and Chapter 9 Test CA=  E3. Chapter 9, Quiz 2 and Chapter 9 Test CA= E4. Chapter 9, Quiz 2 and Chapter 9 Test CA=</p>	
--	--	---	--	--






		volume of rectangular prisms. (6.3.1.1)		
--	--	--	--	--

April 2017

Content	Skills	Learning Targets	Assessment	Resources & Technology
E. Formulas E1. Area E2. Perimeter E3. Volume E4. Surface Area	E. Formulas E1. Find the area of triangles, rectangles, parallelograms and circles. E2. Find the perimeter of triangles, rectangles, parallelograms and circumference of a circle. E3. Find the volume of prisms and cylinders. E4. Find the surface area of prisms and cylinders.		E. Formulas E1. Chapter 9, Quiz 1 and Chapter 9 Test CA=  E2. Chapter 9, Quiz 1 and Chapter 9 Test CA=  E3. Chapter 9, Quiz 2 and Chapter 9 Test CA= E4. Chapter 9, Quiz 2 and Chapter 9 Test CA=	

May 2017

Content	Skills	Learning Targets	Assessment	Resources & Technology
May/June UEQ: How does probability apply to real life situations?	May/June A. Probability A1. Construct sample spaces using lists and tree diagrams	LT1: I can use integers and their opposites to represent real-world situations. LT2: I can compare and order integers. LT3: I can solve problems	May/June A. Probability A1. Ch. 10 Quiz 1 A2. Ch. 10 Quiz 1 A3. Ch. 10 Test	

<p>A. Probability A1. Sample Spaces A2. Probability of simple event and complement A3. Experimental Probability A4. Predictions</p> <p><u>Chapter 11</u></p> <p>UEQ:</p> <p>How are real-world situation represented using integers, opposites and absolute values?</p> <p>How are points graphed/located on a coordinate plane?</p> <p>How are integers used to perform operations?</p> <p>A. Integers A1. Number sense A2. Operations with integers</p> <p>B. Graphing on a</p>	<p>A2. Find Probability of simple event and complement A3. Find Experimental Probability A4. Use probabilities and proportions to make predictions about populations.</p> <p>A. Integers </p> <p>A1. Compare, order, add, subtract, multiply and divide integers. A2. Write integers, opposites and absolute values that represent real-life situations.</p> <p>B. Graphing on a Coordinate Plane</p> <p>B1 Name points on a coordinate plane. B2. Graph points on a coordinate plane.</p>	<p>by adding integers. LT4: I can solve problems by subtracting integers. LT5: I can solve problems by multiplying integers.</p> <p>LT6: I can solve problems by dividing integers.</p> <p>LT7: I can solve equations with integers. LT8: I can name and graph points on a coordinate plane. (6.1.1.1) LT9: I can apply integers to profit and loss situations.</p> <p>LT10: I can make a function table. (6.2.1.2)</p> <p>LT11: I can graph a function. (6.2.1.2)</p>	<p>A4. Ch. 10 Test.</p> <p>A. Integers</p> <p>A1. Ch 11 Quiz 1 CA=   A2. Ch 11 Quiz 1 CA=  </p> <p>B. Graphing on a Coordinate Plane</p> <p>B1 Ch 11 Quiz 2 CA= B2. Ch 11 Quiz 2 CA=</p>	
---	---	---	--	--

<p>Coordinate Plane B1. Name points B2. Graph coordinates</p> <p><u>Chapter 12</u> UEQ:</p> <ul style="list-style-type: none"> • How is a two-step equation solved? • What is an inequality and how are they solved and graphed? • What are rational numbers? <p>A. Two-Step Equations A1. Two-step equations</p> <p>B. Inequalities B1. Writing Inequalities B2. Solving and Graphing inequalities</p> <p>C. Rational Numbers C1. Square Roots C2. Pythagorean Theorem</p>	<p>A. Two-Step Equations A1. Write and solve two step equations using the inverse property.</p> <p>B. Inequalities B1. Express inequalities by writing them. B2. Solve inequalities and Graph them on a number line.</p> <p>C. Rational Numbers C1. Find the square root of a number. C2. Use the Pythagorean</p>		<p>A. Two-Step Equations A1. Chapter 12 Quiz 1 and Chapter 12 Test.</p> <p>B. Inequalities B1. Chapter 12 Quiz 1 and Chapter 12 Test. B2. Chapter 12 Quiz 1 and Chapter 12 Test.</p> <p>C. Rational Numbers C1. Chapter 12 Test C2. Chapter 12 Test</p>	
--	---	--	---	--

	Theorem to find the missing side of a triangle.			
--	---	--	--	--